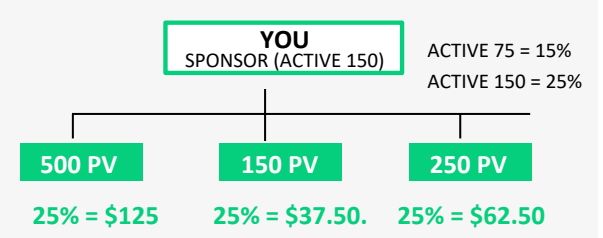


ZIJA COMPENSATION PLAN AT A GLANCE

RETAIL SALES

\$160.00 - **\$120.00** = **\$40.00**
RETAIL PRICE WHOLESALE PRICE YOUR PROFIT

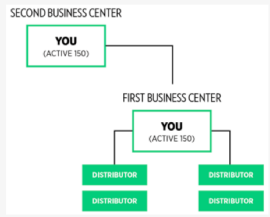
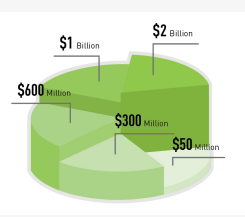
FAST START COMMISSIONS (FSC)



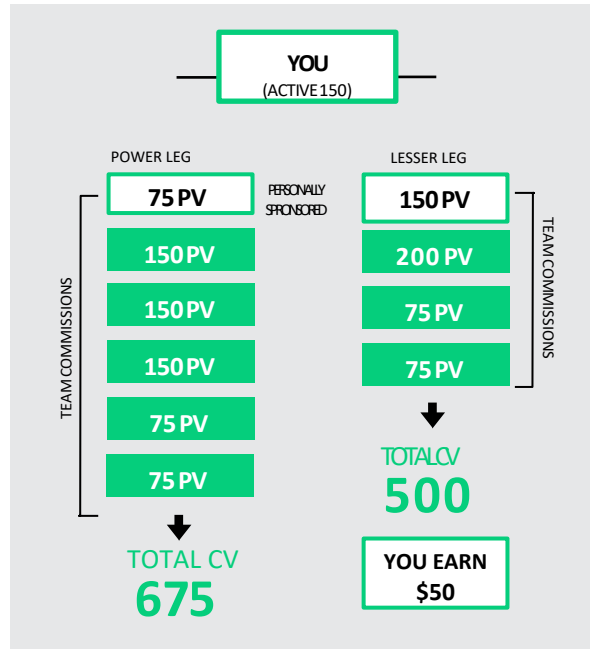
Every time you enroll a new Distributor, Wholesale Member, Retail Customer, Repeat Order Customer, etc. who places an order within 28 days of enrollment, a Fast Start Commission (FSC) is paid Next Week based on your Qualifications.

Qualification	FSC Earned
Active 75	15%
Active 150	25%

DIAMOND PERKS



TEAM COMMISSIONS (TC)




Team Commissions (TC) are paid to Active (75PV) and Qualified (Personally Sponsored 2 Active Distributors, place one left and place one right) Distributors Weekly.

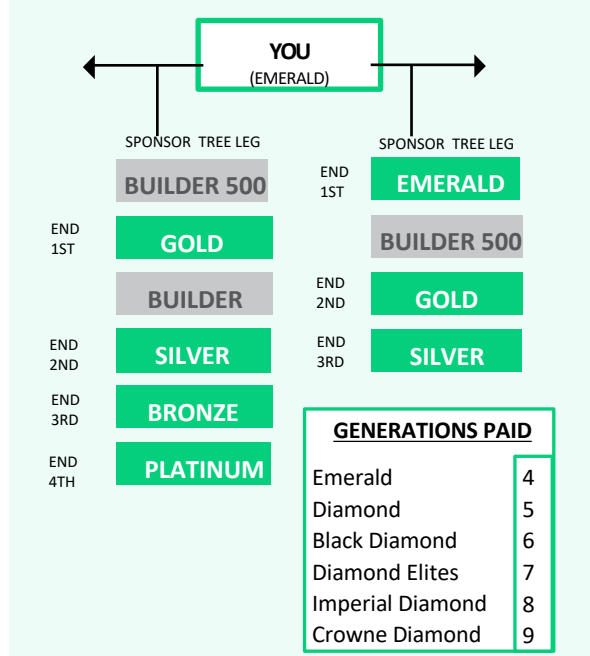
EARN 5% TC on the Volume on each team up to the amount of the volume of the lesser leg. Unpaid volume is "banked" until you are paid on it.

** To make it easy just take 10% of the volume of the lesser leg.*

SPECIAL INITIATIVES



LEADERSHIP CHECK MATCH POOL (LCMP)



LCMP Pool (6%)

Shared by Qualified Emeralds and Above. Earn shares based on the total income earned by all of your Personally Sponsored Legs down through Qualified Generations of Bronze Distributors and Above.

The Higher Your Rank, the More Generations of Check Matches count toward your Share of this Global Bonus Pool.

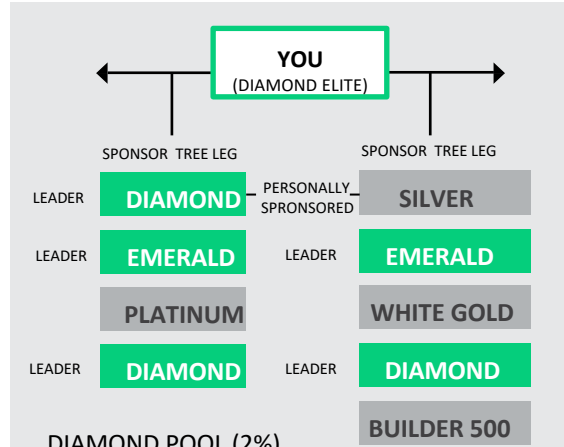
ONE-TIME BONUS

Black Diamond	Double Black Diamond	Triple Black Diamond	Diamond Elite	Double Diamond Elite	Triple Diamond Elite
\$20,000	\$20,000	\$20,000	\$50,000	\$50,000	\$50,000
Imperial Diamond	Double Imperial Diamond	Triple Imperial Diamond	Crowne Diamond	Double Crowne Diamond	Triple Crowne Diamond
\$100,000	\$100,000	\$100,000	\$300,000	\$400,000	\$500,000

TEAM BENZ CAR BONUS

RANK	PER PERIOD	PER CYCLE
GOLD, WHITE GOLD & PLATINUM	\$400	\$100
EMERALD	\$500	\$125
DIAMOND	\$800	\$175
BLACK DIAMOND	\$900	\$225
DIAMOND ELITE	\$1,000	\$250
IMPERIAL DIAMOND	\$1,100	\$275
CROWNE DIAMOND	\$1,200	\$300

DIAMOND LEADERSHIP POOLS



DIAMOND POOL (2%)

Shared by Qualified Diamonds and Above. Earn shares based on the number of personally sponsored legs you have with a Qualified Bronze or Above.

DIAMOND ELITE POOL (4%)

Shared by Qualified Diamond Elites and Above. Earn shares based on the number of personally sponsored legs you have with a Qualified Emerald or Above.

Zija Pay Ranks and Qualifications

Qualifications through Triple Diamond are based on Personal Volume, Personally Sponsored Active Distributors, Personally Sponsored Builder 500 Legs, and Weekly Cycle Volume.

BUILDER	QUALIFICATIONS	COMMISSIONS
DISTRIBUTOR	1 Personally Sponsored Distributor / Wholesale Member.	N/A
BUILDER	75 RV +2 Active Personally Sponsored Distributors. One left leg and one right leg.	Total Cycle earning potential \$500 - TC \$250
BUILDER 500	500 RV in your Lesser Volume Leg during a 1 week Cycle.	Total Cycle earning potential \$500
BUILDER 1000	1,000 RV in your Lesser Volume Leg during a 1 week Cycle.	Total Cycle earning potential \$750

LEADERSHIP	QUALIFICATIONS	COMMISSIONS
BRONZE	1,500 RV in Lesser Volume Leg (during a 1 week Cycle) and 1 Builder 500 Leg (in your Personally Sponsored Tree).	Total Cycle earning potential unlimited - TC \$750
SILVER	2,500 RV in Lesser Volume Leg and 1 Builder 500 Leg.	Total Cycle earning potential unlimited - TC \$1,000
GOLD	4,000 RV in Lesser Volume Leg and 2 Builder 500 Legs.	Total Cycle earning potential unlimited - TC \$1,500
WHITE GOLD	6,000 RV in Lesser Volume Leg for 2 consecutive Cycles and 2 Builder 500 Legs.	Total Cycle earning potential unlimited - TC \$1,750
PLATINUM	8,000 RV in Lesser Volume Leg for 2 consecutive Cycles and 3 Builder 500 Legs.	Total Cycle earning potential unlimited - TC \$2,000

SENIOR LEADERSHIP	QUALIFICATIONS	COMMISSIONS
EMERALD	12,000 RV in Lesser Volume Leg for 2 consecutive Cycles and 4 Builder 500 Legs.	Total Cycle earning potential unlimited - TC \$3,000

DIAMOND EXECUTIVE	QUALIFICATIONS	COMMISSIONS
DIAMOND	15,000 RV in Lesser Volume Leg for 3 consecutive Cycles and a minimum of 5 Builder 500 Legs.	Total Cycle earning potential unlimited - TC \$5,000
DOUBLE DIAMOND	20,000 RV in Lesser Volume Leg for 4 consecutive Cycles and 5 Builder 500 Legs.	Total Cycle earning potential unlimited - TC \$6,000
TRIPLE DIAMOND	30,000 RV in Lesser Volume Leg for 4 consecutive Cycles and 5 Builder 500 Legs.	Total Cycle earning potential unlimited - TC \$8,000

Qualifications Senior Diamond and Above are based on Personal Volume, Personally Sponsored Active Distributors, Personally Sponsored Builder 500 Legs, Weekly Cycle Volume, and Period Volume Totals in Your Personal Sponsor Tree.

SENIOR DIAMOND	QUALIFICATIONS	COMMISSIONS
BLACK DIAMOND	200,000 STV in Enrollment Tree Volume in a Period with no more than 100,000 STV coming from any single Enrollment Tree Legs and 6 Builder 500 Legs.	Total Cycle earning potential unlimited - TC \$9,000
DOUBLE BLACK DIAMOND	300,000 STV in Enrollment Tree Volume in a Period with no more than 125,000 STV coming from any single Enrollment Tree Legs and 6 Builder 500 Legs.	Total Cycle earning potential unlimited - TC \$9,000
TRIPLE BLACK DIAMOND	400,000 STV in Enrollment Tree Volume in a Period with no more than 145,000 STV coming from any single Enrollment Tree Legs and 6 Builder 500 Legs.	Total Cycle earning potential unlimited - TC \$9,000

DIAMOND ELITE	QUALIFICATIONS	COMMISSIONS
DIAMOND ELITE	500,000 STV in Enrollment Tree Volume in a Period with no more than 165,000 STV coming from any single Enrollment Tree Legs and 6 Builder 500 Legs.	Total Cycle earning potential unlimited - TC \$10,000
DOUBLE DIAMOND ELITE	750,000 STV in Enrollment Tree Volume in a Period with no more than 220,000 STV coming from any single Enrollment Tree Legs and 6 Builder 500 Legs.	Total Cycle earning potential unlimited - TC \$10,000
TRIPLE DIAMOND ELITE	1,000,000 STV in Enrollment Tree Volume in a Period with no more than 260,000 STV coming from any single Enrollment Tree Legs and 6 Builder 500 Legs.	Total Cycle earning potential unlimited - TC \$10,000

IMPERIAL DIAMOND	QUALIFICATIONS	COMMISSIONS
IMPERIAL DIAMOND	1,500,000 STV in Enrollment Tree Volume in a Period with no more than 365,000 STV coming from any single Enrollment Tree Legs and 6 Builder 500 Legs.	Total Cycle earning potential unlimited - TC \$10,000
DOUBLE IMPERIAL DIAMOND	2,000,000 STV in Enrollment Tree Volume in a Period with no more than 450,000 STV coming from any single Enrollment Tree Legs and 6 Builder 500 Legs.	Total Cycle earning potential unlimited - TC \$10,000
TRIPLE IMPERIAL DIAMOND	2,500,000 STV in Enrollment Tree Volume in a Period with no more than 520,000 STV coming from any single Enrollment Tree Legs and 6 Builder 500 Legs.	Total Cycle earning potential unlimited - TC \$10,000

CROWNE DIAMOND ELITE	QUALIFICATIONS	COMMISSIONS
CROWNE DIAMOND ELITE	3,000,000 STV in Enrollment Tree Volume in a Period with no more than 585,000 STV coming from any single Enrollment Tree Legs and 6 Builder 500 Legs.	Total Cycle earning potential unlimited - TC \$10,000
DOUBLE CROWNE DIAMOND ELITE	4,000,000 STV in Enrollment Tree Volume in a Period with no more than 735,000 STV coming from any single Enrollment Tree Legs and 6 Builder 500 Legs.	Total Cycle earning potential unlimited - TC \$10,000
TRIPLE CROWNE DIAMOND ELITE	5,000,000 STV in Enrollment Tree Volume in a Period with no more than 865,000 STV coming from any single Enrollment Tree Legs and 6 Builder 500 Legs.	Total Cycle earning potential unlimited - TC \$10,000